


Creating a Google Account

1. Go to <http://docs.google.com>. If you have a Google Account, log in by typing your email address and password. If you created a Google Account but can't remember your password, click the link labeled "I cannot access my count."
If you don't have an account, click **Get Started**.



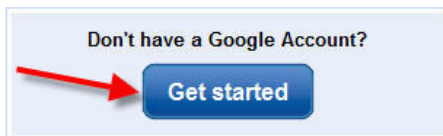
Sign in to Google Docs with your
Google Account

Email:

Password:

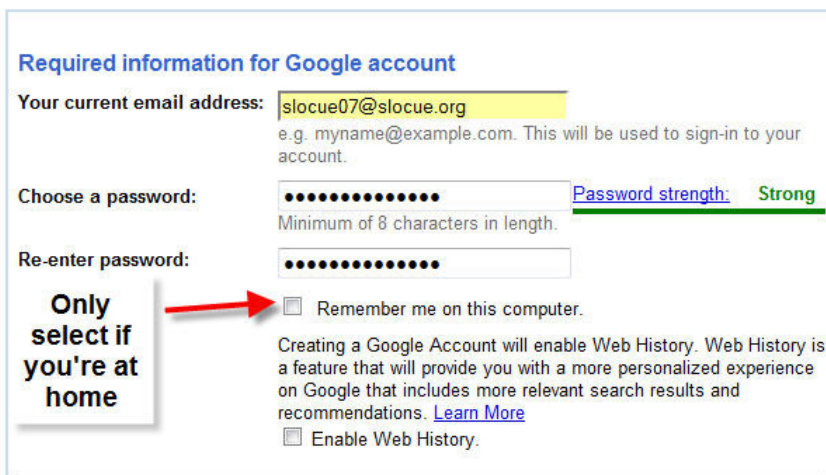
Remember me on this computer.

[I cannot access my account](#)



Don't have a Google Account?

2. After clicking Get Started, type in your e-mail address and choose a password. I recommend unchecking "Remember me on this Computer" unless you're on your home computer. "Enable Web History" allows Google to track you searches in order to provide your searches and target ads and search results to you.



Required information for Google account

Your current email address:
e.g. myname@example.com. This will be used to sign-in to your account.

Choose a password: [Password strength: Strong](#)
Minimum of 8 characters in length.

Re-enter password:

Only select if you're at home Remember me on this computer.

Creating a Google Account will enable Web History. Web History is a feature that will provide you with a more personalized experience on Google that includes more relevant search results and recommendations. [Learn More](#)


Enable Web History.

3. You'll then be asked to type in a word verification and accept the Google Terms of Use policy.

Get started with Google Docs

Location: United States

Word Verification: Type the characters you see in the picture below.



&

Letters are not case-sensitive

Terms of Service: Please check the Google Account information you've entered above (feel free to change anything you like), and review the Terms of Service below.

[Printable Version](#)

Google Terms of Service

Welcome to Google!

1. Your relationship with Google

By clicking on 'I accept' below you are agreeing to the [Terms of Service](#) above and the [Privacy Policy](#).

4. An email verification will be sent to the e-mail address you entered.

Email Verification

In order to verify that the email address associated with your account is correct, we have sent an email message to **slocue07@slocue.org**. To activate your Google account, please access your email and click on the link provided.

[Click here to continue.](#)

5. Click on the link provided in that email in order to activate your account

Welcome to Google Accounts. To activate your account and verify your e-mail address, please click on the following link:

http://www.google.com/accounts/VE?service=writely&c=CL74x8TM16rqSBDGifuH_PSptZ0B&hl=en

If you have received this mail in error, you do not need to take any action to cancel the account. The account will not be activated, and you will not receive any further emails.

If clicking the link above does not work, copy and paste the URL in a new browser window instead.

Thank you for using Google.

For questions or concerns regarding your account, please visit the Google Accounts FAQ at <http://www.google.com/support/accounts/>.

6. Then click on the link to continue. You may need to log in to Google Docs. Use your email address and password you set up.

Email Address Verified

Thank you for verifying your Google account. Your account is now activated.

[Click here to continue.](#)